



Thread Clippings

Creative Sewing Machine Center

517-519 12th Street
West Columbia, SC 29169
803-936-1251



Blog: www.creativesewingmachinecenter.com
www.creative-sewing-machine-center.com peggy@creativesewingmachinecenter.com

Volume 67 Issue 1
Jan - March 2018
2017

Store Hours
Monday - Friday
9:00 am—5:00 pm
Saturday
9:00 am—3:00 pm

We sell the following
machine brands



BERNINA
made to create



We accept:



Dear Sewing Friends,

A brand new year is ahead of us and our creativity is soaring. We are excited about the new events we are planning for you. If you have enjoyed the Birthday Club so far, just wait! We are planning more fun things like that.

We are offering more variety in sewing classes this year . There are so many fun patterns and projects that we want to share with you.

We are also going to have several events this year that are in the planning stages but I can tell you one is serging, one is embroidery and another is girls day out Sewing Retreat. They will be project based..

Another fun class we will be presenting is a Mom or Grandma and child sewing class. We will start with a project book and sew thru it. A great starter.

We are bringing back our Friday Clinics. These tips and techniques classes will inspire you and keep your machines purring. We will post on the Blog each Monday what the Clinic will be on Friday and you can also call the store. 803-936-1251.

Be sure to stay in-touch with our blog:www.creativesewingmachinecenter.com as we run short weekly sales there. It is our way to stay in touch with you on special things going on between Newsletter printings.

"A Meeting Place for Creative Women".



**SERGER TECHNIQUE,
ACCESSORIES SEWING &
HEIRLOOM**

are now part of the
Birthday Club

BIRTHDAY CLUB

1st Wednesday of each Month
Jan 3-Feb 7- Mar 7
10-12

Join us each month for a different set of techniques on either sewing-embroidery or serging. Attend on your Birthday and join others that will celebrate with you and get a special gift and cake too

Tips & Techniques Clinics

10:00 Friday

Jan 5, 12, 19, 26

Feb 2, 9, 16, 23

Mar 2, 9, 16, 23, 30

We will post on the Blog each Monday what the Clinic will be on Friday or you can call the store

Bernina Mastery Class

1-3

Machine required

Jan 29

Feb 26

Mar 26

Call the store to register and find out what supplies and feet to bring.

Current Models

Buy a Machine or Software from Creative Sewing and receive free access to all of our Sewing, Serger, Embroidery & Software Clubs. Take advantage of these free educational sessions; they are *priceless!*

IQ Designer Event

Destiny & Valiant

Join us for an exciting Embroidery event. You will bring your machine or if you do not have one, we will furnish. You will create thru the Designer and then Color

EMBROIDERY CLUB


We are asked frequently about attending the Club if you did not buy your machine from Creative. We now offer embroidery classes for everyone and they are listed as classes in the newsletter.

4th Wednesday & Saturday (10-12)

Jan 24—Jan 27

Feb 21—Feb 24

Mar 21—Mar 24



Machine Embroidery Club

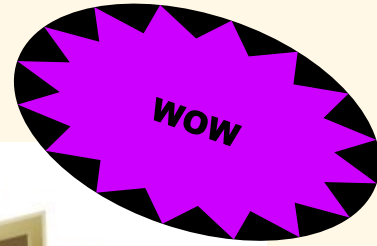
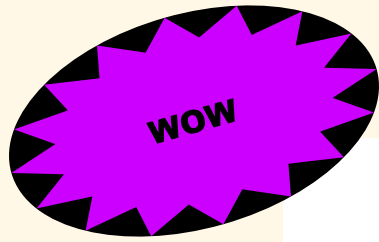
Extra

Fee: \$8.99 Jan 24 - Feb 21 - Mar 21

1:30-3:00

Ever wonder about Machine embroidery or have a machine and can't get enough of great ideas and instructions? This class will give you what you have been wanting. Join us for a small fee and spend a few hours in awe of these great machines.





Creative Sewing Machine Center
For the Year 2016

is proud to announce that we are #9 in the
Nation of nearly 700 Dealers of Single
Location stores. A very special

THANK YOU

to all of you for your support as without it
we would not have earned this honor.

Check out our Classes

QUILTING

T-Shirt Quilt

Level: Beginner Educator:
Mary Zimmerman

Class Fee \$35.00 + supplies
+ machine + fabric Mar 31
9:30-3

Join Mary turning those mem-
ories into a quilt for our spe-
cial ones. This can be a just
a childhood memory lane. You
will complete several blocks in
class.

Bind Your Quilts

Educator: Sharon Hedrick
Beginner

9:30-1:30 March 21

Fee: \$25.00

If your quilt needs binding
and having trouble starting
then this class is for you.
Learn techniques that can
be used on any quilt pro-
ject

Beginning Rotary Cut- ters-Rulers & Mat

Operation

Fee: 10.00 Lect Demo

Level: Beginning

Store Educator

Feb 19 1-2:30

Join us for an instructional
and creative class using vari-
ous rulers. Learn the tech-
nique and use for many appli-
cations. It will make layout
and cutting much more simple.



Low Voltage

By Kari Nichols

Educator: Sharon


Level: Beginner

Class Fee: \$40.00

Feb 28 9:30-4:30

This is a fun quilt using 2 1/2"

strips from a jelly roll making this
colorful beginner quilt. It has the
look of Bargello without the hassle



Mariner's Compass

Instructor: Cheryl Edwards
Level Intermediate

Class Fee: \$45.00 + Fab-
ric

Supply list and Sample in
store

Feb 22 9:30-3:30

Minimum 3

This Star Block is a simple
paper pieced pattern to
make even if you haven't
paper pieced or made star
blocks before.

Just Keep Swimming

Educator:

Joyce Gates

Beginner

Feb 21

9:30-3:30


Minimum 4 \$55.00

pattern, fabric & supplies

Supply list available



This is an easy to piece
baby quilt with corner
units & half sq. triangles
using any fabric combina-
tion. Great for a gift



Spring

Stained Glass Runner

Instructor: Cheryl Edwards

Level: Intermediate

Class Fee: \$45.00 + Fabric

Supply list and Sample in
store

Mar 22 9:30-3:30

Minimum 3

Join us and make a beautiful
foundation and quick bias
table runner. Sample of the
runner is in the store. Simp-
ly gorgeous



Desert Wildflowers

Educator: Joyce Gates
Intermediate

Mar 14 & 28 & Apr 11
9:30-2:30

Min 4 \$35.00 per segment
pattern, fabric & supplies

Supply list available
This quilt has many new techniques. Paper piecing, setting on point, & mitered corners. Pattern includes all of the papers for piecing.

Serger Knit Skirt

Educator: Bette Chinnors

Class Fee: \$45.00

Feb 26-9:30-2:30

Supplies & Pattern & Machine

Min 2

Join Bette for a fun serging time making a knit skirt. You will love making this skirt so much you will want one in every color.



Beginning Sewing Learning the Basics

Level: Beginner

Educator: Lamona Causby

Pt 1 Feb 12 Pt 2 Feb 19

Fee: \$55.00

Pattern-machine-supplies

Are you new to sewing? Have you always wanted to make your own clothes but didn't know where to start. Then this is the class for you!

In this 2 week beginning sewing class we will construct a beautiful Tunic starting with the pattern layout through the finished blouse. One week will be devoted to layout and cutting the pattern pieces and the other will be the actual construction of the garment. After taking the Learning the Basics class you are ready for this construction class.

A Little Something Jacket

Educator: Bette Chinnors

Class Fee: \$45.00

Mar 5 9:30-2:30

Supplies & Pattern & Machine

Min 2

This Little Jacket is so stylish and looks great in so many different fabrics. It is one of our most popular patterns. Bette's wonderful talents will make this a class you will thoroughly enjoy and the jacket fits so nicely you will want to have more than one. It is great for all seasons.

Class minimum 2

Embroidery

Silhouette Cameo Project Class Skill Building Level Beginning

Educator: Store

Date: Feb 26 3:30-4:30

Class Fee: \$25.00 + supplies

Supply list will be provided

This class is for you if you have a silhouette cameo and you are feeling a bit nervous about using your machine.

Applique, Velvet and Fringe Embroidery

Fee 10.00 Lect Demo

Jan 29 10-12

Level: All Levels

Join us for an embroidery unique technique demonstration using your embroidery machine. You will learn 3 different techniques. Velvet, fringe and applique.



Sewing Room Accessories

Educator: Lamona Causby

March 19 9:30-2

Fee: 35.00

Pattern-machine-supplies

Join Lamona and make your sewing room organized and beautiful. All kinds of projects- from machine covers to storage projects.

Color Theory

Fee: 10.00 Lect Demo

Level: Beginning

Store Educator

Feb 9 1-2:30

Color can be the most fun part of quilting or the scariest. Come learn some techniques on how to work with color that will help chase your fears away.

Beginning Rotary Cutters -Rulers & Mat Operation

Fee: 10.00 Lect Demo

Level: Beginning

Store Educator

Feb 19 1-2:30

Join us for an instructional and creative class using various tools. Learn the technique and use for many applications. It will make layout and cutting much more simple.

Towel of the Month Club

Fee: 15.00 + \$20.00 Kit

Educator: Store

Jan 25-Feb 22-Mar 22

10—11:30

This monthly towel adventure gives you a new technique each month and will be themed for the season or Holiday of the month.

Machine Embroidery Embroidery Basics for the Clueless

Fee: \$35.00

Jan 23—Feb 20-Mar 20

3:30-5

Educator: Susan Sease

If you are confused about machine embroidery fundamentals, but you did not buy your embroidery machine from Creative Sewing, this is the perfect class for you. We will cover the puzzling subject of stabilizers for everything from t-shirts, towels, fine linens, or everyday wovens. We will demonstrate how to baste in the hoop for hard-to-hoop items, placement of designs, how to stitch out an applique design, and the threads and needles that work best.



Embroidery Techniques for Specialty and Hard to Hoop Fabrics

Fee 10.00 lect Demo

Jan 19 10-12

Level: All Levels

Join us for a taking the mystery out of hooping hard to hoop items. Don't shy away from new embroidery because it looks too hard to do.

HEIRLOOM

A-Line Dress or Boys Shortall

Educator: Susan Sease

Class Fee: \$35.00 + pattern/ supplies + machine

Jan 9—Feb-13—Mar 13
9-12

A wonderful little dress or short-all you will want to make over and over.



Bishop Construction

Teacher: Susan Sease

Class Fee: \$45.00 + pattern, fabric and smocking plate+

Machine

9-12

Jan 2 Pt 1 Jan 16 Pt 2

Feb 6 Pt 1 Feb 20 Pt 2

Mar 6 Pt 1 Mar 20 Pt 2

You will complete this project. Susan will instruct you on your homework after part 1. This is such a sweet project. You will want to add this to your heirloom sewing ability.



Our customers tell us that our classes are informative and great fun, and the only disappointment is not being able to take them all. We pride ourselves in providing the finest instruction at the lowest possible price.

Your place in one of our exciting classes is reserved by **full payment** of our class fee. All class fees must be paid at time of signing up for the class.

It is disappointing to all when we have to cancel a class, or when the class you want to participate in has already been filled. Therefore, we ask that you please register early, as there is both a minimum and maximum number of students per class.

To receive a refund for a class you have registered for, you must cancel at least one week before the first class. No refund will be given for late cancellation or no show. Please ask for a supply list at the time of registration. You may wish to wait until the class has been confirmed before purchasing your supplies. Do arrange before class time to have all of your supplies and be ready on time for class to start.

Unless a class is specified as a children's class, no children are permitted in class. Cell phones must be turned to the "Manners Mode" or vibration only during the class. Thank you for your cooperation with our class and club policies.

Picture Smocking

Educator: Susan Sease

Class Fee: \$30.00 w/kit

(1-3:30) repeated

Jan 16 Feb 20 Mar 20

1:00-3:30

Smocking experience is necessary. Spend a wonderful sewing session with Susan advancing to your next step into smocking. Make sure you sign up for this one early as it is a much requested class.



Beginning Smocking

Educator: Susan Sease

Class Fee: \$45.00 incl kit


1-3:30

Jan 2 Pt 1 Jan 9 Pt 2

Feb 6 Pt 1 Feb 13 Pt 2

Mar 6 Pt 1 Mar 13 Pt 2

A wonderful class to begin your smocking experience. Susan is a great teacher and will start you into this wonderful sewing technique and you will want to smock over and over again



Tips & Techniques

Teacher: Susan Sease

Class Fee: \$20.00

3:30—5:00

Jan 2 & Feb 6

Tips on making piping, collars, twin needles, bias, plackets & etc.

You can bring your machine to make samples or I will make them and you can observe.

Live Well & Laugh Often & Love Much

Grandma or Mom & Child

Educator: Susan Sease

Jan 23 (9-1) \$45.00 + Book +

fabric + machine + supplies

Join us for a great beginning sewing adventure.

Share with your child the beginning of a life experience-learning to sew. Each class you will do a project from the book



Mary Dee

Children's Corner Pattern

Educator: Susan Sease

Class Fee: \$35.00 + pattern+machine

9-3:30

Jan 30—Feb 27

Another wonderful little dress you will want to make over and over. If you want to use an insert it must be smocked before class.

Thread Clippings



Page 9



Go to our web page to print off our class schedule and calendar pages! Don't miss the surprises!



www.creative-sewing-machine-center.com

We really want the store to be "A Meeting Place for Creative Women".

Barbara & Peggy Winner of "Celebration of the Holidays" Drawing

HAPPY NEW YEAR!

Check out our new supply of Longarm & Quilting products. Including Ruler Bases and Templates



Check out our very large selection of Batiks

BLOG www.creativesewingmachinecenter.com



Facebook




Twitter




A Real Get Away- Baby Lock Tech

Secret Hideaway



Who found the pin this time!



Be the first to find and show Peggy where the "pin" is hidden in the newsletter and receive a free pack of needles!