



# Thread Clippings

## Creative Sewing Machine Center

517-519 12th Street  
West Columbia, SC 29169  
803-936-1251



Blog: [www.creativesewingmachinecenter.com](http://www.creativesewingmachinecenter.com)  
[www.creative-sewing-machine-center.com](http://www.creative-sewing-machine-center.com)

email: [sewcreate@sc.rr.com](mailto:sewcreate@sc.rr.com)

Volume 65 Issue 1  
July - Sept 2017

**Store Hours**  
Monday - Friday  
9:00 am—5:00 pm  
Saturday  
9:00 am—3:00 pm

We sell the following  
machine brands



**BERNINA**  
made to create



We accept:



Dear Sewing Friends,

We are living in an exciting time in our sewing world. We are hearing glimpses of some new adventures coming up in the next few months. There is so much creativity coming our way these days. The sky is our limit on what we can make and enjoy sewing.

We are delighted to continue with our **Monthly Towel Club**. We will also have three more **Quilt Pattern Classes** to share with you including flying geese, paper piecing with specialty rulers and new notions.

Join us for our monthly Yard Flag of the Quarter Club. Each quarter we will create a cute flag to be displayed in your garden or on your front door. Check out the blog or stop by the store for more details.

Purchase an on-sale design pack the 2nd Friday of each month and receive a free font set. (bring USB stick)

We are looking forward to our EmbroiderShoppe event. We hope you will be able to come and meet our guests from South Africa. Johan, Almarine, Zanka and Mila. So stay tuned and watch the Blog: [www.creativesewingmachinecenter.com](http://www.creativesewingmachinecenter.com) for more information as the year progresses on all of our events.

The embroidery club meeting for June was using the new cork fabric. It is something so new and so much fun to use that we are all coming up with ideas!

Come visit us soon to enjoy the earliest release of the Pickle Pie Club Hoop Envy! We are enjoying joining this club so we can keep you up to date on the newest techniques.

Join us at the **Quilt Expo** July 21 & 22nd. We are offering a **Charity Quilt Show** with Fat Quarters given to all participants! Our Clubs and Classes have really been fun to plan for 2017. We really want the store to be -

**"A Meeting Place for Creative Women".**



We are planning another **Serger Retreat** this year. As we get more things firmed up I will let you know the plans as we get closer to the date. It will be November 3rd & 4th. As you know, it will fill up quickly so we will try to get the information to you quickly.

We have planned our Kids Kamp July 24 & 25. The 3 projects are really sweet. I will put pictures on the blog and also on the back of this newsletter.

We are also offering a Teen Funway Recycle Shirt class too. See back of newsletter for that information.

Those of you who have been following Creative Sewing awhile know that every year in August, Babylock has an awards dinner in St. Louis and we find out where we ended in December of the last year. We started in business in 2001 and have been in the top 10 retailers every year since 2003. 2015 we ended the year being #3 Retailer-single dwelling. We are anxiously awaiting to hear about 2016. And in 2012 we were the #1 Retailer. That is completely from the support you give us and we can never say THANK YOU loud enough or often enough.

## Let's Get Creative!!!



## SERGER TECHNIQUE CLASS

(10-12)  
Aug 16

Must be brands we sell and this is not a *how to use machine* class.

Must have had training on how to thread

### Accessories Sewing Class

1st Wednesday  
10-12 Aug 2

## Pattern Block of the Month

Third Monday of each month starting  
July 17—Aug 21—Sept 18  
2:00—4:00



In the monthly quilt pattern class you will do a different pattern each month to enjoy learning the many patterns that are available to us.

### Machine Embroidery Club

#### Extra

Fee: \$8.99 July 26 - Aug 23 - Sept 27  
1:30-3:00

Ever wonder about Machine embroidery or have a machine and can't get enough of great ideas and instructions? This class will give you what you have been wanting. Join us for a small fee and spend a few hours in awe of these great machines.

### Bernina Mastery Class

1-3  
Machine required

July 31  
Aug 28  
Sept 25

Call the store to register and find out what supplies and feet to bring.

Buy a Machine or Software from Creative Sewing and receive free access to all of our Sewing, Serger, Embroidery & Software Clubs. Take advantage of these free educational sessions; they are *priceless!*

### IQ Technology

Destiny

Aug 25 3:00-4:30

Join us for an instructional demonstration to get you started with your scanning.


### Stabilizing 101

Sept 1 3:30-4:30 \$15.00 or free if machine purchased from Creative

Join us to take the mystery out of what and why we use certain stabilizers with certain fabrics

### HEIRLOOM CLUB

1st Wednesday every other month (10-12)



July 5  
Sept 6



### EMBROIDERY CLUB

We are asked frequently about attending the Club if you did not buy your machine from Creative. We now offer embroidery classes for everyone and they are listed as classes in the newsletter.

Come join us for fun projects and to learn different techniques!! The following clubs are for any brand machine we sold

4th Wednesday & Saturday (10-12)

July 26—July 29  
Aug 23—26  
Sept 27—Sept 23

## SOFTWARE

The following classes are \$50.00 unless you have purchased the software from us then it is Free.

### Designer Gallery-All

#### Toolpacks

1st Saturday of each month  
9:30-11

- July 8
- Aug 5
- Sept 2

Enjoy learning your software and becoming more efficient with your embroidery using and enjoying your software.

### Palette 10 (9) & PE Design

9:30—11:30



- August 4

Let's have fun with your software. Bring your laptop and security device.

### Making Folders & Downloading

July 10—Aug 14—Sept 11  
9:30-10:30

Making & Managing Folders ,  
Downloading & Understanding  
how it relates to Embroidery.

## EMBROIDERY FONT

### GIVE AWAY!

Join us on the 2nd Friday of each month with a USB stick and we will give you an alphabet or special lettering we have digitized. When you purchase a design pack on sale. We asked that you "Like" and "Share" us on Facebook.



## Sashiko Club

Quarterly 2016  
August 15 10-12

This club is for Sashiko owners or anyone interested in seeing how this fabulous machine creates the look of hand quilted stitches. We will be working on a great project that is sure to inspire you and create some new ideas.

## QUILTING FABRIC SALE

Check Current  
Calendar for  
any change

# 25% OFF

2nd Mon-

day of each Month

Full yard cuts



Sale Sale Sale Sale Sale Sale

## Embroidery Design SALE

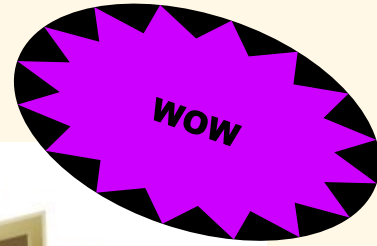
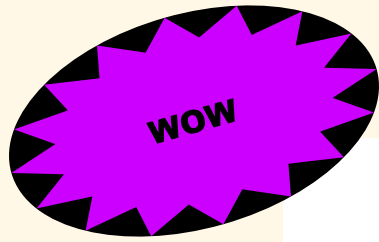
2nd Friday of each Month

Sale Sale Sale Sale Sale Sale

In Stock Designs

# 25% OFF

With purchase you will receive  
a free font set.



**Creative Sewing Machine Center**  
For the Year 2015

is proud to announce that we are **#3** in the Nation of nearly 700 Dealers of Single Location stores. A very special

**THANK YOU**

to all of you for your support as without it we would not have earned this honor.

# Check out our Classes

## QUILTING

### T-Shirt Quilt

Level: **Beginner** Educator:  
**Mary Zimmerman** Class Fee  
**\$35.00 + supplies + machine**  
**+ fabric**

Sept 30 9:30—3

Join Mary turning those memories into a quilt for our special ones. This can be a theme for school/college or just a childhood memory lane. You will complete several blocks in class.

### Bind Your Quilts

Educator: **Joyce Gates**

Beginner

9:30-12:30 August 8

Fee: \$20.00

If your quilt needs binding and having trouble starting then this class is for you. Learn techniques that can be used on any quilt project

### Free Motion Quilting

Level: **Beginning**

Educator: **Elizabeth Kelbaugh**

Class fee: \$30

9:30 - 1 Sept 22

Ask for the supply list.

If you have tried free-motion quilting of simple motifs and you're ready for more complicated designs such as free-formed feathers, this class will help.

In class we will quilt small pieces with a variety of free-motion motifs. Sewing machine with free-motion foot required plus fabric and batting. **Ask for the supply list.**

### Quilt Pattern of the Month

Level: **Beginning**


Educator-Store

Jul-17 Aug 21 Sept 18  
2—4

Minimum 4 15.00 + Fabric +  
Supplies

Supply List available

In the monthly quilt pattern class you will do a different pattern each month to enjoy learning the many patterns that are available to us.



### Mariner's Compass

Instructor:

**Cheryl Edwards**

Level **Intermediate**

Class Fee: \$45.00 + Fabric

Supply list and Sample in  
store

Aug 31 9:30-2:30

Minimum 3

This Star Block is a simple paper pieced pattern to make even if you haven't paper pieced or made star blocks before.

### Chalet by Kate Spain

Educator:  
**Joyce Gates**

Beginner

Sept 12

9:30-5.00

Minimum 4 \$55.00  
pattern, fabric & supplies  
Supply list available



Fun quilting for any level of quilter. For the Holidays or any day, this simple pattern can take on a new look depending on your fabric selections



### Coiled Fabric Bowl

Aug 25

10 am-1

Level: **Beginner**

Educator: **Elizabeth Kelbaugh** [lizvpk@gmail.com](mailto:lizvpk@gmail.com)

Class fee: \$30

Use fabric scrap strips to wrap cotton clothesline and thread to make three-dimensional bowls. Ask for supply list.



Bette's Bargello Tree Skirt

**Level:** Beginner with knowledge of Rotary Cutter  
**Educator:** Bette Chinners  
**Class Fee:** \$45.00  
**Sept 25 9:30-3**  
**Supplies & Pattern + Fabric+Machine**  
**Minimum 2**  
 Supply list and sample in store

Make a beautiful tree skirt for Christmas. The beauty of this pattern is you get two for the price of one

# sewing

Pajama Pants

**Beginning Sewing Class**

**Educator:** Jane  
**Fee:** \$35.00  
**Aug 9 9:30 - 3:30**



Join us for a daytime slumber party and learn how to sew a comfy pair of pajama pants! This pajama pant pattern is a great project for the beginner and seasoned sewer alike. In this class you will learn everything you need to know to compete a pair of pajamas and feel confident about your sewing skills. (Minimum 2)

Beginning Sewing Learning the Basics

**Fee:** \$25.00  
**Date:** July 24 3-4:30  
 This class is for the very beginner who needs to understand all those unfamiliar terms in fabric, sewing and pattern reading. After this class you will be able to start sewing and join us in the beginning sewing construction class.



A Little Something Jacket

**Educator:** Bette Chinners  
**Class Fee:** \$45.00  
**Sept 11-9:30-2:30**  
**Supplies & Pattern**  
**Min 2**

This Little Jacket is so stylish and looks great in so many different fabrics. It is one of our most popular patterns. Bette's wonderful talents will make this a class you will thoroughly enjoy and the jacket fits so nicely you will want to have more than one. It is great for all seasons.

# Embroidery

Silhouette Cameo Project Class

Skill Building Level Beginning  
**Educator:** Store

**Date:** Aug 28 3:30-4:30  
**Class Fee:** \$25.00 + supplies  
 Supply list will be provided  
 This class is for you if you have a silhouette cameo and you are feeling a bit nervous about using your machine. This is the first in the series of the classes and will cover the very basic operations by making a simple project.

Beginning Sewing

**Level:** Beginner  
**Educator:** Lamona Causby  
**Pt 1 July 31 Pt 2 Aug 7**  
**Fee:** \$55.00

**Pattern-machine-supplies**

Are you new to sewing? Have you always wanted to make your own clothes but didn't know where to start. Then this is the class for you!

In this 2 week beginning sewing class we will construct a beautiful Tunic starting with the pattern layout through the finished blouse. One week will be devoted to layout and cutting the pattern pieces and the other will be the actual construction of the garment.

After taking the Learning the Basics class you are ready for this construction class.



Machine Embroidery  
Embroidery Basics for the  
Clueless

Fee: \$35.00

Jul 25 & Aug 22 & Sept 26

3:30-5

Educator: Susan Sease

If you are confused about machine embroidery fundamentals, but you did not buy your embroidery machine from Creative Sewing, this is the perfect class for you. We will cover the puzzling subject of stabilizers for everything from t-shirts, towels, fine linens, or everyday wovens. We will demonstrate how to baste in the hoop for hard-to-hoop items, placement of designs, how to stitch out an applique design, and the threads and needles that work best.

Yard Flag of the  
Quarter

Instructor: Various

Aug 7 2:30-4:30

Class Fee: \$20.00 + Pat-

tern & supplies

Minimum 4

Once a quarter

It will be fun for you to make a seasonal flag and we have such cute choices and accessories.



Towel of the Month Club

Fee: 15.00 + \$20.00 Kit

Educator: Store

July 27 - Aug 24 - Sept 21

10—11:30

This monthly towel adventure gives you a new technique each month and will be themed for the season or Holiday of the month.



Making Quilt Labels

Level: Beginning

Store Educator

Sept 19 3:30-4:30

Join us for an instructional and creative class in make Quilt Labels. Finish off your special quilt with a professional looking label.



# HEIRLOOM

A-Line Dress or Boys  
Shortall

Educator: Susan Sease

Class Fee: \$35.00 + pattern/ supplies + machine

July 18—Aug 8 - Sept 12

A wonderful little dress or short-all you will want to make over and over.



Bishop Construction

Teacher: Susan Sease

Class Fee: \$45.00 + pattern, fabric and smocking plate+

Machine

9-12

July 11 Pt 1 July 25 Pt 2

Aug 1 Pt 1 Aug 15 Pt 2

Sept 5 Pt 1 Sept 19 Pt 2

You will complete this project. Susan will instruct you on your homework after part 1. This is such a sweet project. You will want to add this to your heirloom sewing ability.



Our customers tell us that our classes are informative and great fun, and the only disappointment is not being able to take them all. We pride ourselves in providing the finest instruction at the lowest possible price.

Your place in one of our exciting classes is reserved by full payment of our class fee. All class fees must be paid at time of signing up for the class.

It is disappointing to all when we have to cancel a class, or when the class you want to participate in has already been filled. Therefore, we ask that you please register early, as there is both a minimum and maximum number of students per class.

To receive a refund for a class you have registered for, you must cancel at least one week before the first class. No refund will be given for late cancellation or no show. Please ask for a supply list at the time of registration. You may wish to wait until the class has been confirmed before purchasing your supplies. Do arrange before class time to have all of your supplies and be ready on time for class to start.

Unless a class is specified as a children's class, no children are permitted in class. Cell phones must be turned to the "Manners Mode" or vibration only during the class. Thank you for your cooperation with our class and club policies.

### Picture Smocking

**Educator: Susan Sease**

**Class Fee: \$30.00 w/kit**

**(1-3:30) repeated**

**Jul 25 - Aug-15-Sept 19**

**1:00-3:30**

Smocking experience is necessary. Spend a wonderful sewing session with Susan advancing to your next step into smocking. Make sure you sign up for this one early as it is a much requested class.



### Beginning Smocking

**Educator: Susan Sease**

**Class Fee: \$45.00 incl kit**


**1-3:30**

**Jul 11 Pt 1 July 18 11 Pt 2**

**Aug 1 Pt 1 Aug 8 Pt 2**

**Sept 5 P1 Sept 12 Pt 2**

A wonderful class to begin your smocking experience. Susan is a great teacher and will start you into this wonderful sewing technique and you will want to smock over and over again



### Tips & Techniques

**Teacher: Susan Sease**

**Class Fee: \$20.00**

**3:30—5:00**

**Aug 15 & Sept 19**

Tips on making piping, collars, twin needles, bias, plackets & etc.

You can bring your machine to make samples or I will make them and you can observe.

*Live Well & Laugh Often & Love Much*

### The Bella Ruffled Pants

By Pink Fig

**Educator: Susan Sease**

**Sample in Store**

**Aug 22 (9-1) \$35.00 + pattern  
+ fabric + machine + supplies**

Make this cute pair of pants with a ruffle at the bottom. It is cute for a "Back-to-School" outfit.

### Mary Dee

**Children's Corner Pattern**

**Educator: Susan Sease**

**Class Fee: \$35.00 + pattern+machine**

**9-3:30**

**Aug 22 & Sept 26**

Another wonderful little dress you will want to make over and over. If you want to use an insert it must be smocked before class.





Go to our web page to print off our class schedule and calendar pages! Don't miss the surprises!



[www.creative-sewing-machine-center.com](http://www.creative-sewing-machine-center.com)

## Teen Funway Recycle

Join us August 22 from 10-12:30 to make this darling blouse from a shirt.  
Ages 14 and up. \$20.00 + shirt and supplies

### KIDS KAMP

Join us July 24 & 25 to make these 3 cute projects. A Humbug Bag, A beach tote and a Monogrammed Beach Towel.  
Call the store for more info.  
Ages 9 and up



\*\*\*\*\*  
Join us at the Quilt Expo July 21 & 22nd. We are offering a Charity Quilt Show with Fat Quarters given to all participants!  
\*\*\*\*\*

Our Clubs and Classes have really been fun to plan for 2017.

\*\*\*\*\*

We really want the store to be "A Meeting Place for Creative Women".

BLOG [www.creativesewingmachinecenter.com](http://www.creativesewingmachinecenter.com)



## Secret Hiway



## A Real Get Away



Who found the pin this time!

Be the first to find and show Peggy where the "pin" is hidden in the newsletter and receive a free pack of needles!