



Thread Clippings

Creative Sewing Machine Center

517-519 12th Street
West Columbia, SC 29169
803-936-1251

Blog: www.creativesewingmachinecenter.com
www.creativesewingmachinecenter2.com
peggy@creativesewingmachinecenter.com



Volume 72 Issue 1
July—September 2019

Dear Sewing Friends,

Store Hours
Monday - Friday
9:00 am—5:00 pm
Saturday
9:00 am—3:00 pm

WOW! Can you believe 2019 is half over already. It is so amazing how fast time goes these days...of course, its when you are having fun!

Our **Annual Kids Kamp** will be July 29 & 30th. See the back page of the newsletter for additional information or call the store.

We sell the following
machine brands

July 19 & 20 we will be at the Jamil Temple for the **Quilting Expo**. Join us for a fun weekend.

JANOME



Be sure and check out our **Birthday Club**. It has taken off really well and its so much fun to see all the new product and techniques.

BERNINA

made to create



Our Serger Knowledge Class had such good response. They made a zippered pouch with a specialty techniques installing the zipper. Check out the dates and call the store for the next class.

Our new website is www.creativesewingmachinecenter2.com. Our old website www.creative-sewing-machine-center.com is being reworked and is operable but not finished yet. Both have the newsletter and calendar on them.

accuquilt



Come join the **Sit & Sew Group** that meets here on Mondays each week. Join in to get help or inspiration from the beginner to the advanced. Also the 3rd Thursday of each month, the **Quilts of Valor** meet here.

We accept:



Please check the Blog for more information on the events.

www.creativesewingmachinecenter.com
"A Meeting Place for Creative Women".



With the closing of Pieces and Patches, in Lexington, we have extended out invitations for meeting places. If you are interested in meeting information call the store and we will direct you to the leader of the groups. And if your Group wants to schedule a meeting place please call also. 936-1251

If you haven't been in the store lately be sure to drop by to see all the beautiful samples we have. It is so much fun to work here and be able to make such beautiful pieces. You will definitely get inspired to go home and start, or finish that project you have wanted to do.

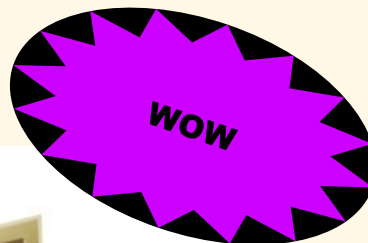
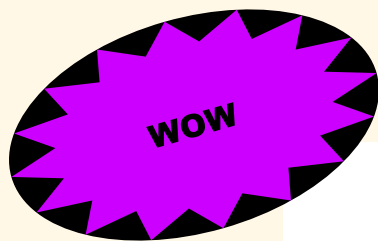
Our new fabrics are coming in daily and my oh my, it seems that they just get prettier every year.

Those of you who have been following Creative Sewing awhile know that every year in August, Babylock has an awards dinner in St. Louis and we find out where we ended in December of the previous year. We started in business in 2001 and have been in the top 10 retailers every year since 2003. 2016 we ended the year being #4 Retailer-single dwelling. We are still in the Top 10 Dealers in 2017. And in 2012 we were the #1 Retailer. That is completely from the support you give us and we can never say

THANK YOU loud enough or often enough.

Let's Get Creative!!!





Creative Sewing Machine Center
For the Year 2017

is proud to announce that we are **#4** in the
Nation of nearly 700 Dealers of Single
Location stores. A very special

THANK YOU

to all of you for your support as without it
we would not have earned this honor.

Check out our Classes

QUILTING

T-Shirt Quilt Class

Educator: Carol
 Level: Beginner
 Class fee: \$75.00 + Pattern & Supplies
 Pt 1 Sept 13 9:30-1:30
 Pt 2 Sept 27 9:30-3:30
 Min 4 Supply List available
 Make a quilt from your favorite T-shirts. In this 2 part class series we will cover concept, measuring, cutting and piecing. You will create a one-of-a-kind quilt



Quilts Labels

Educator: Joyce Gates
 Beginner 10-12
 Ck for dates later
 Fee: \$25.00
 Join Joyce on several ways to construct labels and see her samples.



Zipper Bag

Cheryl Edwards
 Level: Intermediate
 Class Fee: \$50.00
 Aug. 1 9:30-3:30 Min 3

Pattern, Fabric & Supplies
 This bag will be your go to bag.
 Please sign up and pay by July 22



AccuQuilt Make-N-Take

Instructor: Cheryl Edwards
 Level Beginner
 Class Fee: \$20.00 + Fabric - Supplies
 Sample in store
 July 9 10:00-12:30
 Minimum 3
 Join us once a quarter to make a seasonal trivet and learn new and different quilting techniques.

Endless Summer

Instructor: Joyce Gates
 Level: Intermediate
 Class Fee: \$40.00 for part 1 + Fabric & Supplies
 Class Fee: \$50.00 for part 2 + Fabric & Supplies
 Supply list and Sample in store
 Class 1 Aug 8 Class 2 Aug 15 9:30-4 both classes
 This quilt is a journey in color. Pick your favorites and have a beautiful quilt.
 You can take either both classes or just part 2



Rag Quilt Class

Instructor: Carol Wiggins
 Level: Beginner
 Class Fee: \$50.00 + Fabric
 Supply list and Sample in store
 July 25 9:30-3:30
 Minimum 4
 A fun and easy quilt to make. You'll learn all the tips and tricks for making a cute rag quilt. A perfect project for a beginner.
 Please sign up and pay by July 18

**Fee: \$55.00 + supplies**

A black long-sleeved top with a V-neckline. It features a purple floral pattern on the shoulders and sleeves. The top is displayed on a white hanger against a background of horizontal wooden slats.

Serger Knowledge

Fee: 15.00 + supplies

Educator: Store

Sept 12 10–11:30

Join us for the once a quarter class for knowledge on techniques, feet and how to integrate your serger for everyday use



Machine Embroidery

Embroidery Basics for

the Clueless

Fee: \$35.00

July 16—Aug 20—Sept 17

3:30-5

Educator: Susan Sease

If you are confused about machine embroidery fundamentals, but you did not buy your embroidery machine from Creative Sewing, this is the perfect class for you. We will cover the puzzling subject of stabilizers for everything from t-shirts, towels, fine linens, or everyday wovens. We will demonstrate how to baste in the hoop for hard-to-hoop items, placement of designs, how to stitch out an applique design, and the threads and needles that work best.

HEIRLOOM

A-Line Dress or Boys

Shortall

Educator: Susan Sease

Class Fee: \$35.00 + pattern/ supplies + machine

July 9 Aug 13 Sept 10
9-12

A wonderful little dress or short-all you will want to make over and over.



Bishop Construction

Teacher: Susan Sease

**Class Fee: \$45.00 + pattern,
fabric and smocking plate+**

Machine

9-12

July 2 Pt 1 July 16 Pt 2

Aug 6 Pt 1 Aug 20 Pt 2

Sept 3 Pt 1 Sept 17 Pt 2

You will complete this project.

Susan will instruct you on your homework after part 1. This is such a sweet project. You will want to add this to your heirloom sewing ability.

Our customers tell us that our classes are informative and great fun, and the only disappointment is not being able to take them all. We pride ourselves in providing the finest instruction at the lowest possible price.

Your place in one of our exciting classes is reserved by **full payment** of our class fee. All class fees must be paid at time of signing up for the class.

It is disappointing to all when we have to cancel a class, or when the class you want to participate in has already been filled. Therefore, we ask that you please register early, as there is both a minimum and maximum number of students per class.

To receive a refund for a class you have registered for, you must cancel at least one week before the first class. No refund will be given for late cancellation or no show. Please ask for a supply list at the time of registration. You may wish to wait until the class has been confirmed before purchasing your supplies. Do arrange before class time to have all of your supplies and be ready on time for class to start.

Unless a class is specified as a children's class, no children are permitted in class. Cell phones must be turned to the "Manners Mode" or vibration only during the class. Thank you for your cooperation with our class and club policies.

Picture Smocking

Educator: Susan Sease

Class Fee: \$30.00 w/kit

(1-3:30) repeated

July 16-Aug 20-Sept 17

1:00-3:30

Smocking experience is necessary. Spend a wonderful sewing session with Susan advancing to your next step into smocking. Make sure you sign up for this one early as it is a much requested class.



Beginning Smocking

Educator: Susan Sease

Class Fee: \$45.00 incl kit


1-3:30

July 2 Pt 1 July 9 Pt 2

Aug 6 Pt 1 Aug 13 Pt 2

Sept 3 Pt 1 Sept 10 Pt 2

A wonderful class to begin your smocking experience. Susan is a great teacher and will start you into this wonderful sewing technique and you will want to smock over and over again



Tips & Techniques

Teacher: Susan Sease

Class Fee: \$20.00

3:30—5:00

July 2 Sept 3

Tips on making piping, collars, twin needles, bias, plackets & etc.

You can bring your machine to make samples or I will make them and you can observe.

Live Well & Laugh Often & Love Much

Robert Shirt

Educator: Susan Sease

July 30 (9-1) Sept 24 (9-1)

\$35.00 + Pattern + fabric + machine + supplies

Robert is a classic button-down shirt. A cute preppy shirt that gives a more relaxed look while preserving a classic silhouette. This is a new Children's Corner pattern.

Mary Dee

Children's Corner Pattern

Educator: Susan Sease

Class Fee: \$35.00 + pattern+machine

9-3:30

July 30 Sept 24

Another wonderful little dress you will want to make over and over. If you want to use an insert it must be smocked before class.



Kids Kamp

**Join us July 29 & 30 to make 2
cute projects. A Beach/pool Bag,
A Beach Towel chair cover & a pil-
lowcase Call the store for more
info.**

Ages 9 and up
\$25.00 per day

**Go to our web page to
print off our class sched-
ule and calendar pages!
Don't miss the surprises!**



www.creativesewingmachinecenter.com

We really want the store to be
"A Meeting Place for Creative Women".



Check out our new supply of Longarm & Quilting products. Including Ruler Bases and Templates

BLOG www.creativesewingmachinecenter.com



Come enjoy our AccuQuilt Display

Secret Hideaway



Check the Monthly Calendars
for design sale information



Be the first to find and show Peggy where the "pin" is hidden in the newsletter and receive a free pack of needles!